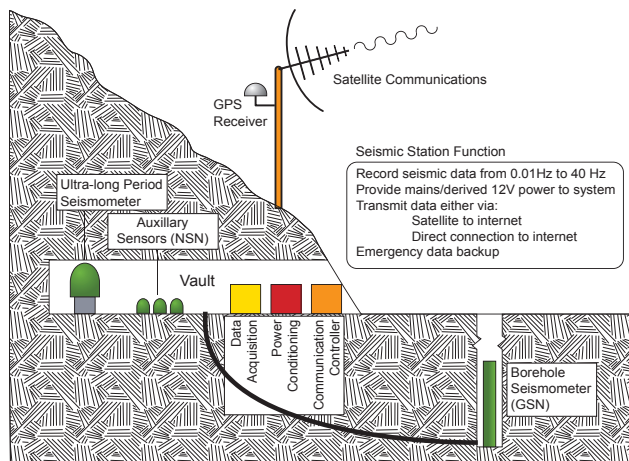
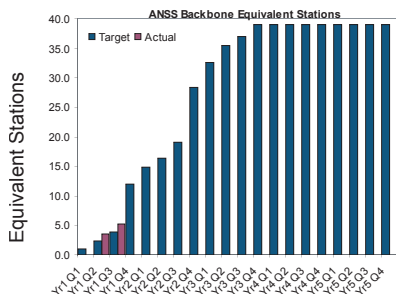


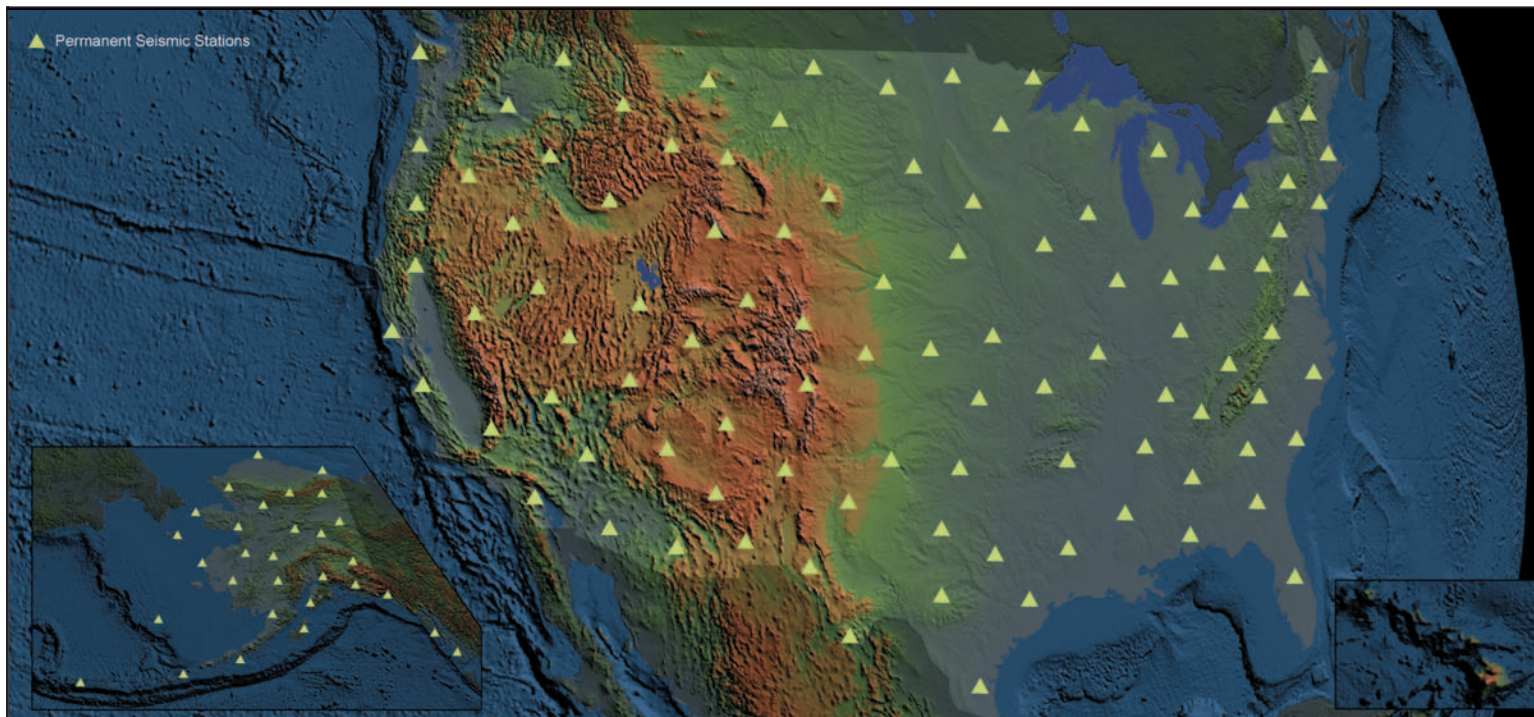
Permanent Seismic Network:

An Integrated Resource

The Advanced National Seismic System (ANSS) Backbone is a partnership between EarthScope and the US Geological Survey. It will consist of a 100 permanent stations that will serve as a multi-use resource both for EarthScope science and for the US Geological Survey's earthquake monitoring. The seismometers will form a continental network to provide a platform for continuous long-term observations. The stations will provide real-time data flow and will provide fixed reference points for calibration of EarthScope's transportable seismic network.



EarthScope is contributing 39 seismic stations to the ANSS Backbone. The network incorporates and upgrades existing seismic stations, and deploys new stations to fill the holes in current US coverage.



High-resolution photos and illustrations with captions and credits are available for media use through the EarthScope office.